



# RIDENGINE

2018







## YEAR 3

Our philosophy at Ride Engine is simple. Be authentic and stay true to our roots.

When we started hand building our first hard shell harnesses in a rental garage in Santa Cruz, we knew we were on to something special, but honestly had no idea the impact we would have on the sports we love or the many people who love them as much as we do.

The truth is, in the beginning our motivations were selfish. We had a problem with our gear and we set out to fix it. We built harnesses for ourselves and our closest friends, to solve a problem that stood between us and our love affair with the mighty Pacific Ocean.

Five years later, we have learned one obvious truth: People all over the world have the same desires that drive us. We are passionate about connecting with the wind, water and great outdoors in a meaningful way, and we want gear that won't hold us back.

We all want gear we can trust, from brands we believe in. We are willing to invest our hard-earned money on high quality gear, and we want that investment to bring us satisfaction for years to come.

That was our mission with this 2018 lineup: To design high quality products that are worthy of your hard-earned investment because they are exactly what you would design for yourself.





## HARNESSES

Coleman Buckley started Ride Engine with the humble mission of building a kitesurfing harness that didn't feel like a medieval torture device.

After tearing apart and piecing together various prototypes, he realized the crux of the issue: Kiteboarding harnesses weren't really kiteboarding harnesses at all. They were windsurfing harnesses branded and repurposed for the kite market.

At the time, kitesurfing was still new enough that most attention was focused on innovation in kites, while harness tech was largely an afterthought. Coleman saw an opportunity to solve a problem that basically every kiteboarder on the planet was experiencing, Ride Engine was the solution.

In 2018 you'll see hard shell harnesses from brands across the industry. We can't blame them for following suit. When something works, you run with it.

But there's one major difference with Ride Engine- we invented the hard shell harness, and we spent years getting it just right.

For Ride Engine, it's not about standing at the top of the hill claiming first. It's about being authentic, being a leader, taking risk to create something we truly believe in. It's about solving problems for people, not following market trends.

With that in mind, we are proud to present our 2018 lineup- the original problem solver, redesigned, rebuilt and more badass than ever. ENJOY THE RIDE!









## **ELITE SERIES**

Premium materials and premium comfort blend in the Elite Series. The Kevlar/carbon construction of the Elite Series results in a super stiff, strong and durable harness that can't really be compared to anything else on the market. If you're someone who likes the best of the best, the Elite is the way to go.







## ELITE SERIES

12K CARBON ELITE

XS / S / M / L / XL

#38011

SILVER CARBON ELITE

XS / S / M / L / XL

#38010

3K CARBON ELITE

XS / S / M / L / XL

#38012

### SPREADER BAR OPTIONS:



#### FIXED HOOK

- CLASSIC PERFORMANCE
- AVAILABLE IN: 8 INCH / 10 INCH

#38001



#### METAL SLIDER BAR

- HOOKED IN PERFORMANCE
- ULTIMATE RANGE OF MOTION
- AVAILABLE IN: 8 INCH / 10 INCH

#38003



#### WINDSURF SPREADER BAR

- CLASSIC WINDSURF HOOK
- AVAILABLE IN: 8 INCH / 10 INCH

#38002

WAIST SIZE (inches)	24 - 26	26 - 30	31 - 33	32 - 34	33 - 36	35 - 37	37 - 39	37 - 39	39 - 44
WAIST SIZE (cm)	60 - 66	66 - 76	78 - 84	81 - 86	84 - 91	89 - 94	94 - 99	94 - 99	99 - 112
HARNESS	XSMALL	SMALL	SMALL	MEDIUM	MEDIUM	LARGE	LARGE	XLARGE	XLARGE
BAR	8"	8"	10"	8"	10"	8"	10"	8"	10"

\* HALF SIZING IS ACHIEVABLE THROUGH THE USE OF THE 8" SPREADER BAR OPTION



**ARMOR SHELL**

Industry's first hard shell harness, the Armor is light, strong and ergonomically contoured. Load is distributed seamlessly from the spreader bar to the armor shell, preventing harness from buckling or pinching.

**PRECISION FIT**

Modeled from hundreds of custom body molds, the harness shell conforms to the contours of a rider's back for a precision ergonomic fit.

**REMOVEABLE HANDLE PASS LEASH**

Harness comes with easily removable handle pass leash mount around the back for freestyle riders. Harness also has two front-mounted leash attachment points for use when handle pass leash is removed.

**LUMBAR LOCK**

Harness conforms to lumbar, back and sides to lock securely in place. Harness won't slide from side to side or ride up.

**\*NEW**

**FUSION FOAM**

New and improved. Softer and more ergonomic foam core conforms to the shape of your torso for ultimate comfort and hold.

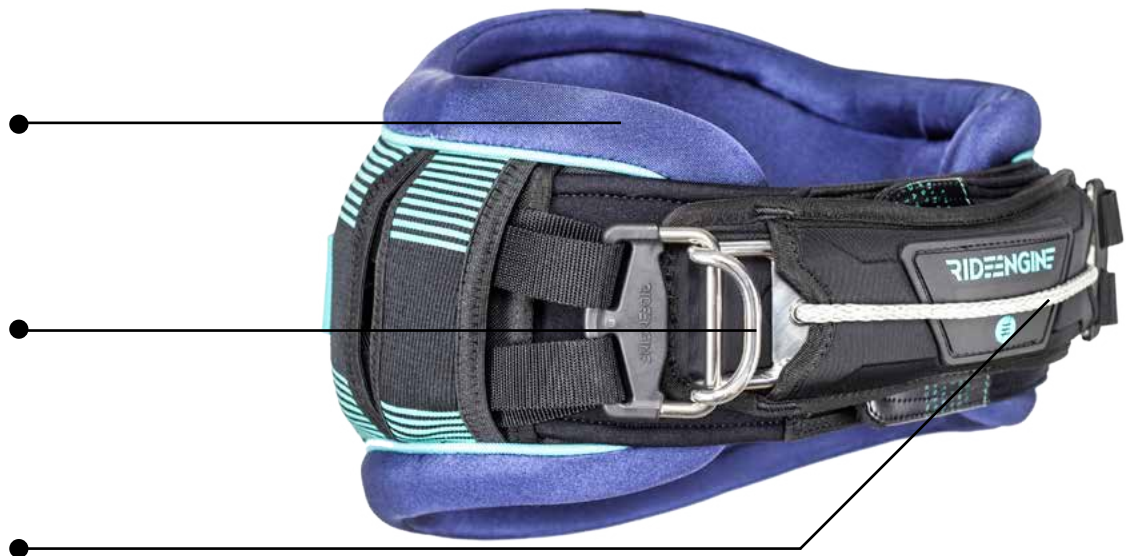
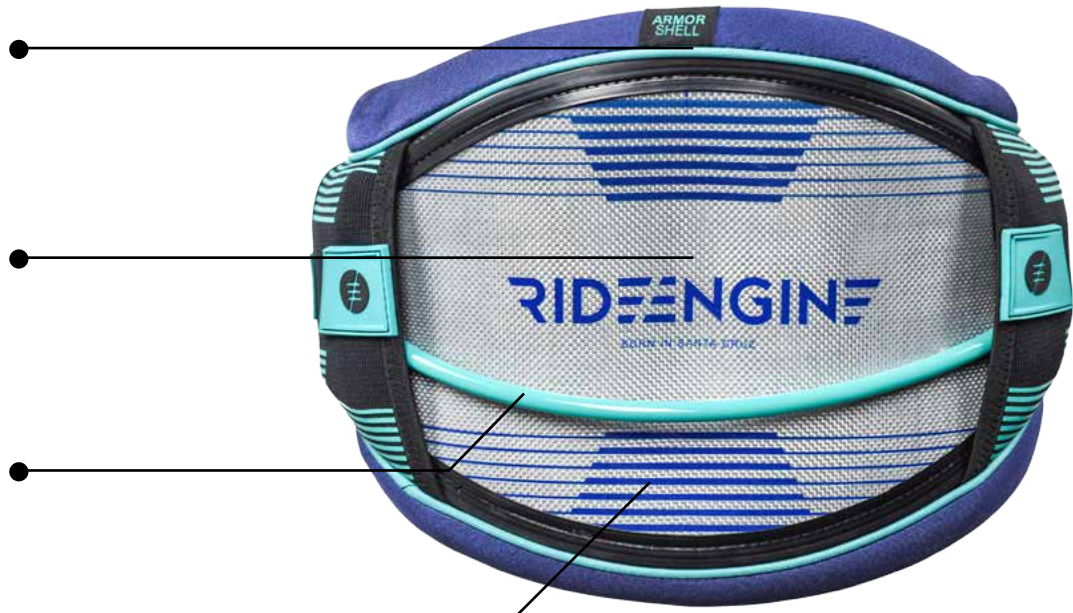
**\*NEW**

**SPEED LOCK CLOSURE SYSTEM**

Completely redesigned for 2018, the Speed Lock closure system now features dual-zone webbing and a metal clasp to replace the single strap and PU tubing of our previous versions. This design prevents loosening as you ride, allows for easier tightening on the fly and lets you synch the harness even tighter.

**INTERCHANGEABLE SPREADER BARS**

Your harness. Your choice. Choose between the classic performance of our fixed hook spreader(not pictured\*) bar or opt into the metal slider bar(pictured\*) for the premium in hooked-in performance.













ARMOR SHELL

RIDEENGINE  
BORN IN SANTA CRUZ



## HEX CORE SERIES

The Hex Core series features a honeycomb core that provides slightly more flex than the elite series. This high-tech construction method distributes pull evenly across your lumbar while still maintaining comfort and a low profile fit. The Hex Core returns as our most popular harness in 5 different colors and features an all new ultra simple buckle system.





## HEX CORE SERIES

SEA ENGINE GREEN  
XS / S / M / L / XL  
#38013

IGUANA GREEN  
XS / S / M / L / XL  
#38014

ROSE ENGINE PINK  
XS / S / M / L / XL  
#38015

SOLAR RED  
XS / S / M / L / XL  
#38016

GUNMETAL GREY  
XS / S / M / L / XL  
#38017

### CONNECTION OPTIONS:



#### FIXED HOOK

-CLASSIC PERFORMANCE  
-AVAILABLE IN: 8 INCH / 10 INCH

#38001



#### METAL SLIDER BAR

-HOOKED IN PERFORMANCE  
-ULTIMATE RANGE OF MOTION  
-AVAILABLE IN: 8 INCH / 10 INCH

#38003



#### WINDSURF SPREADER BAR

-CLASSIC WINDSURF HOOK  
-AVAILABLE IN: 8 INCH / 10 INCH

#38002

WAIST SIZE (inches)	24 - 26	26 - 30	31 - 33	32 - 34	33 - 36	35 - 37	37 - 39	37 - 39	39 - 44
WAIST SIZE (cm)	60 - 66	66 - 76	78 - 84	81 - 86	84 - 91	89 - 94	94 - 99	94 - 99	99 - 112
HARNESS	XSMALL	SMALL	SMALL	MEDIUM	MEDIUM	LARGE	LARGE	XLARGE	XLARGE
BAR	8"	8"	10"	8"	10"	8"	10"	8"	10"

\* HALF SIZING IS ACHIEVABLE THROUGH THE USE OF THE 8" SPREADER BAR OPTION



**ARMOR SHELL**

Industry's first hard shell harness, the Armor is light, strong and ergonomically contoured. Load is distributed seamlessly from the spreader bar to the armor shell, preventing harness from buckling or pinching.

**PRECISION FIT**

Modeled from hundreds of custom body molds, the harness shell conforms to the contours of a rider's back for a precision ergonomic fit.

**REMOVEABLE HANDLE PASS LEASH**

Harness comes with easily removable handle pass leash mount around the back for freestyle riders. Harness also has two front-mounted leash attachment points for use when handle pass leash is removed.

**LUMBAR LOCK**

Harness conforms to lumbar, back and sides to lock securely in place. Harness won't slide from side to side or ride up.

**\*NEW FUSION FOAM**

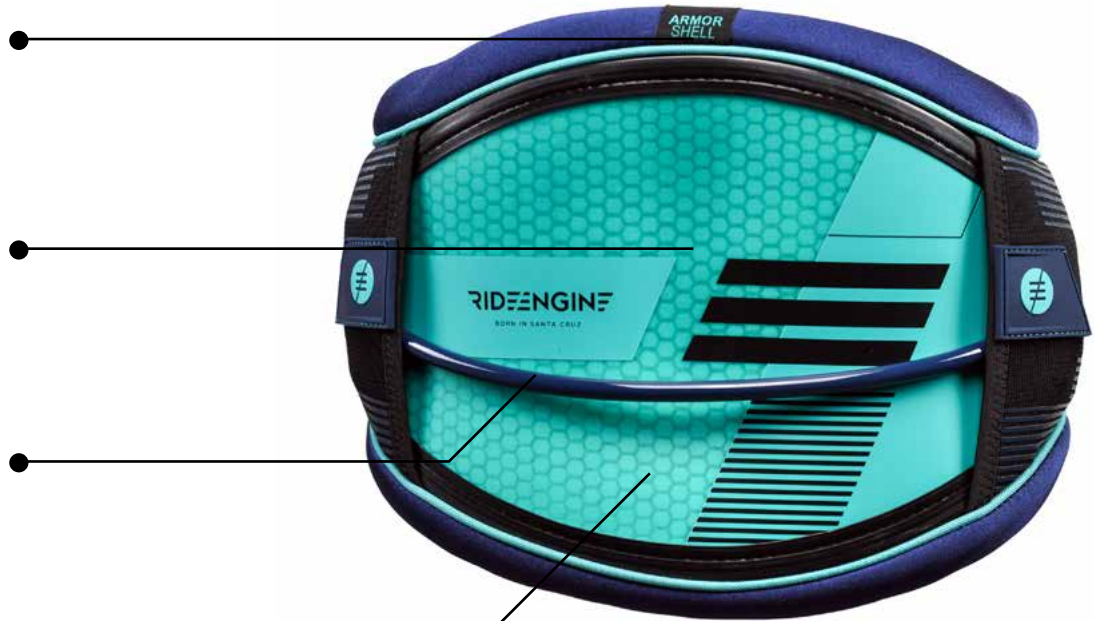
New and improved. Softer and more ergonomic foam core conforms to the shape of your torso for ultimate comfort and hold.

**\*NEW SPEED LOCK CLOSURE SYSTEM**

Completely redesigned for 2018, the Speed Lock closure system now features dual-zone webbing and a metal clasp to replace the single strap and PU tubing of our previous versions. This design prevents loosening as you ride, allows for easier tightening on the fly and lets you synch the harness even tighter.

**INTERCHANGEABLE SPREADER BARS**

Your harness. Your choice. Choose between the classic performance of our fixed hook spreader (pictured\*) bar or opt into the metal slider bar (not pictured\*) for the premium in hooked-in performance.















## MEN'S WETSUITS

### WARMTH & STRETCH

---

- At Ride Engine we only use the highest quality and most environmentally friendly materials available to us. These materials make our entire wetsuit range lightweight, warm, soft, and stretchy. With this you will experience more freedom of movement while riding as well as more ease getting in and out of your suit.

- Thermalux Poly Fleece lining provides the maximum comfort and warmth in colder water conditions. This high quality pile is designed to keep you as warm as possible as well as dry quickly.

### FIT

---

- No detail went overlooked in the development of our wetsuit range. Our strategic stitch pattern and panel layout was designed to allow for maximum range of motion while avoiding stretch points and minimize chafing.

### DURABLE & WATERTIGHT

---

- Flush resistant front zip construction closes up rather than down so it won't get unzipped when you take a beating.

- Our abrasion resistant holy knee panels cover the knees of all long suits for added protection where you will need it most.

- Interior grip strips line the wrist and ankles of all of our suits to help keep you suit in place and extra grip where you need it.

### ECO IMPACT

---

- Neospan s-foam Neoprene uses earth mined limestone to replace petro chemicals found in other neoprenes. It comes from nature and has less environmental impact.

- Carbon Black, one of the key ingredients of neoprene can now be pyrolyzed from rubber tires. This significantly reduces energy consumption and can cut down CO2 emission by up to 200g per suit.

- Our suits now use water-based glue in lieu of more harmful and volatile solvent based glue.



# MEN' S WETSUITS

EXTERIOR



**APOC 5/4/3 HOODED**  
#38100

- FRONT ZIP ENTRY
- FLEECE INTERIOR LINING
- \*NEW WINDSKIN CHEST AND BACK PANEL

S / M / MT / L / LT / XL

EXTERIOR



**APOC 5/4**  
#38101

- FRONT ZIP ENTRY
- FLEECE INTERIOR LINING
- \*NEW WINDSKIN CHEST AND BACK PANEL

S / M / MT / L / LT / XL

EXTERIOR



**APOC 4/3/2 HOODED**  
#38102

- FRONT ZIP ENTRY
- FLEECE INTERIOR LINING
- \*NEW WINDSKIN CHEST AND BACK PANEL

S / M / MT / L / LT / XL

INTERIOR



INTERIOR



INTERIOR





# MEN' S WETSUITS

EXTERIOR



**APOC 4/3**  
#38103

- FRONT ZIP ENTRY
- FLEECE INTERIOR LINING
- \*NEW WINDSKIN CHEST AND BACK PANEL

S / M / MT / L / LT / XL

EXTERIOR



**APOC 3/2**  
#38104

- FRONT ZIP ENTRY
- FLEECE INTERIOR LINING
- \*NEW WINDSKIN CHEST AND BACK PANEL

S / M / MT / L / LT / XL

EXTERIOR



**APOC 2/1 LS SHORTY**  
#38105

- FRONT ZIP ENTRY
- \*NEW FULL LENGTH WINDSKIN PANEL

S / M / MT / L / LT / XL



INTERIOR



INTERIOR

# MEN' S WETSUITS

EXTERIOR



**APOC 2/1 SHORTY**  
#38106

- FRONT ZIP ENTRY
- \*NEW FULL LENGTH WINDSKIN PANEL

S / M / MT / L / LT / XL

EXTERIOR



**SILO 5/4/3**  
#38107

- BACK ZIP ENTRY
- \*NEW WINDSKIN CHEST AND BACK PANEL

S / M / MT / L / LT / XL

EXTERIOR



**SILO 4/3/2**  
#38108

- BACK ZIP ENTRY
- \*NEW WINDSKIN CHEST AND BACK PANEL

S / M / MT / L / LT / XL



# MEN' S WETSUITS

EXTERIOR



**SILO 3/2**  
#38109

- BACK ZIP ENTRY
- \*NEW WINDSKIN CHEST AND BACK PANEL

S / M / MT / L / LT / XL

EXTERIOR



**SILO 2/2 SHORTY**  
#38110

- BACK ZIP ENTRY
- \*NEW FULL LENGTH WINDSKIN PANEL

S / M / MT / L / LT / XL

## WETSUIT SIZING

MENS	HEIGHT	WEIGHT	CHEST	WAIST	HIPS	NECK	INSEAM
S	5'6"-5'9"	135-155	36.5-38.5	29-31"	34-36"	15"	27-29"
M	5'9"-5'11"	150-170	38.5-40.5	30.5-32.5"	35.5-37.5"	15.5"	28-30"
MT	6'1"-6'3"	160-180	38.5-40.5	30.5-32.5"	35.5-37.5"	15.5"	30-32"
L	5'8"-6'1"	170-190	40-43	32.5-34.5"	37.5-39.5"	16"	30-32"
LT	6'2"-6'5"	180-200	40-43	32.5-34.5"	37.5-39.5"	16"	31-34"
XL	5'11"-6'1"	190-210	42.5-44.5	34.5-36.5	39.5-41.5"	16.5"	31-34"









RIDEENGINE





RIDEENGINE

RIDEENGINE





## WOMEN'S WETSUITS

### WARMTH & STRETCH

● At Ride Engine we only use the highest quality and most environmentally friendly materials available to us. These materials make our entire wetsuit range lightweight, warm, soft, and stretchy. With this you will experience more freedom of movement while riding as well as more ease getting in and out of your suit.

● Thermalux Poly Fleece lining provides the maximum comfort and warmth in colder water conditions. This high quality pile is designed to keep you as warm as possible as well as dry quickly.

### FIT

● No detail went overlooked in the development of our wetsuit range. Our strategic stitch pattern and panel layout was designed to allow for maximum range of motion while avoiding stretch points and minimize chafing.

### DURABLE & WATERTIGHT

● Flush resistant front zip construction closes up rather than down so it won't get unzipped when you take a beating.

● Our abrasion resistant holy knee panels cover the knees of all long suits for added protection where you will need it most.

● Interior grip strips line the wrist and ankles of all of our suits to help keep you suit in place and extra grip where you need it.

### ECO IMPACT

● Neospan s-foam Neoprene uses earth mined limestone to replace petro chemicals found in other neoprenes. It comes from nature and has less environmental impact.

● Carbon Black, one of the key ingredients of neoprene can now be pyrolyzed from rubber tires. This significantly reduces energy consumption and can cut down CO2 emission by up to 200g per suit.

● Our suits now use water-based glue in lieu of more harmful and volatile solvent based glue.



# WOMEN'S WETSUITS

EXTERIOR



**ELARA 5/4/3 HOODED**  
#38114

- FRONT ZIP ENTRY
- FLEECE INTERIOR LINING
- \*NEW WINDSKIN CHEST AND BACK PANEL

4 / 6 / 8 / 10

EXTERIOR



**ELARA 4/3**  
#38115

- FRONT ZIP ENTRY
- FLEECE INTERIOR LINING
- \*NEW WINDSKIN CHEST AND BACK PANEL

4 / 6 / 8 / 10

EXTERIOR



**ELARA 3/2**  
#38116

- FRONT ZIP ENTRY
- FLEECE INTERIOR LINING
- \*NEW WINDSKIN CHEST AND BACK PANEL

4 / 6 / 8 / 10

INTERIOR



INTERIOR



INTERIOR





# WOMEN'S WETSUITS

EXTERIOR



**ALMAR 2/1 LS SHORTY**  
#38117

- BACK ZIP ENTRY
- \*NEW FULL LENGTH WINDSKIN PANEL

4 / 6 / 8 / 10

EXTERIOR



**ALMAR 2/1 LS BIKINI SHORTY**  
#38118

- FRONT ZIP ENTRY
- \*NEW FULL LENGTH WINDSKIN PANEL

4 / 6 / 8 / 10

EXTERIOR



**CORA 2/1 TOP**  
#38119

- FRONT ZIP ENTRY
- \*NEW FULL LENGTH WINDSKIN PANEL

4 / 6 / 8 / 10

EXTERIOR



**CORA 2MM TANK TOP**  
#38120

- FRONT ZIP ENTRY
- \*NEW FULL LENGTH WINDSKIN PANEL

4 / 6 / 8 / 10

## WETSUIT SIZING

WOMENS	HEIGHT	WEIGHT	CHEST	WAIST	HIPS	NECK	INSEAM
4	5'0"-5'5"	90-125	29-32.5"	22-25"	32-35"	11.5"	25-28"
6	5'3"-5'7"	110-130	31.5-33.5"	24-26"	34-36"	12"	27-29"
8	5'4"-5'8"	120-140	32.5-34.5"	25-27"	35-37"	12.5"	28-30"
10	5'6"-5'10"	130-165	34-36"	26.5-28.5"	36.5-38.5"	13"	29-31"







## NEOPRENE ACCESSORIES



WARM WATER accessories.

EXTERIOR



**HARLO 2/1 LS TOP**  
#38111

-PULLOVER CONSTRUCTION  
-\*NEW FULL WINDSKIN CONSTRUCTION

S / M / L / XL

EXTERIOR



**GELARUS TANK TOP**  
#38113

-PULLOVER CONSTRUCTION  
-\*NEW FULL WINDSKIN CONSTRUCTION

S / M / L / XL

EXTERIOR



**HARLO 2MM SHORT**  
#38112

-PULLOVER CONSTRUCTION  
-\*NEW FULL WINDSKIN CONSTRUCTION

S / M / L / XL

COLD WATER accessories.

EXTERIOR



**BOOTIES 4MM**  
#38123

-PULLOVER CONSTRUCTION  
-\*NEW FULL WINDSKIN CONSTRUCTION

SIZES 6-12

EXTERIOR



**GLOVES 2MM**  
#38125

-PULLOVER CONSTRUCTION  
-\*NEW FULL WINDSKIN CONSTRUCTION

S / M / L / XL

EXTERIOR



**HOOD 4MM**  
#36130

-PULLOVER CONSTRUCTION  
-\*NEW FULL WINDSKIN CONSTRUCTION

S / M / L / XL














## TRAVEL BAGS

We've all felt the frustration of not being able to find that one crucial item when you need it most; or not being able to fit everything you need for a trip into your luggage; or even worse, arriving on location and realizing you forgot something important at home.

When you have as many hobbies and love as many activities as we do, the problem of staying organized and keeping all your gear in order is inevitable. We can't solve that problem for you, but our awesome selection of gear and travel bags will go a long way in helping.



## TRAVEL BAGS



### ROVER PACK BACKPACK

21" x 14" x 5.5" ( 53cm x 35cm x 14cm )

- 26 L BACK PACK
- HIDDEN STASH POCKET
- PADDED MEDIA COMPARTMENT
- DUAL WATER BOTTLE POCKET

#36410002 / #36410001



### ROVER ROLLER SMALL

22" x 14" x 10" ( 57CM x 35.5CM x 10CM )

- 50 L ROLLER BAG
- ADJUSTABLE TELESCOPING HANDLE
- TWO COMPARTMENTS WITH NEOPRENE DIVIDERS
- 3 CARRY HANDLES

#36410005 / #36410004



### ROVER ROLLER LARGE

29.5" x 15.75" x 13.75" ( 75CM x 40CM x 35CM )

- 105 L ROLLER BAG
- ADJUSTABLE TELESCOPING HANDLE
- THREE COMPARTMENTS WITH NEOPRENE DIVIDERS
- TWO EXTERIOR COMPARTMENTS

#36410007 / #36410006



### TOOL PACK

8.5" X 12" X 2.5" ( 22CM X 30CM X 6CM )

- PADDED TOP AND BOTTOM
- MULTIPLE INTERIOR ORGANIZATION POCKETS
- CARRY HANDLE
- KEEPS SCREWS, FINS, HARDWARE, AND TOOLS SAFE

#36410008



### MOREAS BACK PACK

20" x 12" x 11" ( 51CM x 30CM x 28CM )

- 26 L WATERPROOF BACK PACK
- HEAVY DUTY PVC CONSTRUCTION
- FILL WITH ICE AND KEEP DRINKS COLD
- KEEPS WET GEAR CONTAINED

#36410003



### COMPRESSION BAG

- FIT TWO KITES IN ONE BAG
- DURABLE RIP-STOP NYLON
- PADDED SHOULDER STRAP
- FOUR COMPRESSION STRAPS (TWO PER SIDE)

#36410010



## TRAVEL BAGS



### SPACE AGE DUFFEL SMALL

26"x16"x16" (66CM x 40.5CM x 40.5CM)

- 105 L WATER RESISTENT DUFFEL
- KEVLAR REINFORCED BASE
- HANDS-FREE CARRYING WITH SHOULDER STRAP
- PACKS UP SMALL WHEN NOT IN USE

#36410011



### SPACE AGE DUFFEL LARGE

35"x19"x19" ( 89CM x 48CM x 48CM )

- 206 L WATER RESISTENT DUFFEL
- KEVLAR REINFORCED BASE
- HANDS-FREE CARRYING WITH SHOULDER STRAP
- PACKS UP SMALL WHEN NOT IN USE

#36410012



### TWIN TIP SLEEVE

4'10" x 17" x 1.5" ( 148CM x 44CM x 4CM )

- FIT WAKE/KITE BOARDS UP TO 148CM
- FULL LENGTH ZIPPER ACCESS
- INTERIOR ORGANIZATION POCKETS
- DOUBLES AS PADDED SEAT AND GEAR BAG

#36410016



### SURF SUIT PROGRESSIVE

5'6" x 22" x 1.5" ( 170CM x 50CM x 4CM)

- FITS PROGRESSIVE BOARD SHAPES UP TO 5'6"
- COLLAPSABLE DESIGN ACCOMODATES FINS
- HANDS-FREE CARRYING WITH SHOULDER STRAP
- INTERIOR FIN POCKET

#36410013



### SURF SUIT CLASSIC

6'3" x 22" x 1.5" ( 190CM x 56CM x 4CM)

- FITS SURFBOARD SHAPES UP TO 6'3"
- COLLAPSABLE DESIGN ACCOMODATES FINS
- HANDS-FREE CARRYING WITH SHOULDER STRAP
- INTERIOR FIN POCKET

#36410014



### SURF COFFIN

6'3" x 22" x 6" (190CM X 56CM X 15.3CM)

- CAPABLE OF HOLDING THREE 6'3" SURFBOARDS
- INTERIOR FIN AND TOOL ORGANIZERS
- PADDED/REMOVEABLE SHOULDER STRAP
- CONVENIENT, DURABLE AND LIGHTWEIGHT DESIGN

#36410017

## TRAVEL BAGS



### TACTICAL TROLLEY

( 5'2" x 20.5" x 15.75" ( 158CM x 52CM x 40CM )

- FITS MULTIPLE BOARDS UP TO 158CM
- SEPERATE WET GEAR COMARTMENT
- INTERIOR FIN AND TOOL COMPARTMENTS
- PADDED DIVIDER / RUGGEDED URETHANE WHEELS

#36410015



### BEACH TOTE

( 40CM x 47CM x 20CM )

- ZIPPERED MAIN COMPARTMENT
- EXTERIOR ZIPPERED COMPARTMENT
- KEEP BEACH ESSENTIALS CLEAN AND SAND FREE
- INTERIOR KEY RING

#38410021



### DOWNLOAD PACK

( 53CM x 33CM x 24CM )

- OVERNIGHT ROLLER NAG / BACKPACK
- USE OR STASH BACK PACK STRAPS
- INTERIOR CAMERA / LENSE ORGANIZATION
- RUGGEDED URETHANE WHEELS

#38410018



### BEER RUNNER

( 38CM x 22CM x 18CM )

- FITS UP TO A 12 PACK
- CONVENENT BEER/DRINK COOLER
- REMOVEABLE SHOULDER STRAP
- EXTERIOR CUP HOLDER COMPARTMENTS

#38410019



### TOILETRY BAG

( 10CM x 10CM x 5CM )

- PERFECT BAG FOR OVERNIGHT TRIPS
- INTERIOR SIPPER ORGANIZATION
- BUILT IN BAG HANGER
- EXTERIOR CARRY HANDLE

#38410020













VESTS



# VESTS



**ATLAS (WINE)**  
#38201

- CUSHY IMPACT PROTECTION
- MADE FROM HIGH END LIMESTONE BASED NEOPRENE
- NEW WINDSKIN CONSTRUCTION
- SINGLE BUCKLE

S / M / L / XL



**FELIX VEST**  
#38205

- FELIX GEORGII PRO-MODEL
- MADE FROM HIGH END LIMESTONE BASED NEOPRENE
- LOW PROFILE FOAM PROVIDES MAXIMUM FREEDOM
- NEW WINDSKIN CONSTRUCTION

S / M / L / XL



**SHREDTOWN (BLACK)**  
#38204

- SHREDTOWN PRO-MODEL
- FRONT ZIP ENTRY
- DUAL BUCKLE CLOSURE / SNAPS
- \*NEW WINDSKIN CHEST AND BACK PANEL

S / M / L / XL



**SHREDTOWN (CYPRESS)**  
#38203

- SHREDTOWN PRO-MODEL
- FRONT ZIP ENTRY
- DUAL BUCKLE CLOSURE / SNAPS
- MADE FROM HIGH END LIMESTONE BASED NEOPRENE

S / M / L / XL





**EMPAK (KITE)**  
#38018

- FRONT ZIP ENTRY
- ISOLATED KEYS AREAS OF FOAM
- PROVED MAXIMUM IMPACT PROTECTION
- COMPATABLE WITH ALL HARNESSES

S / M / L / XL







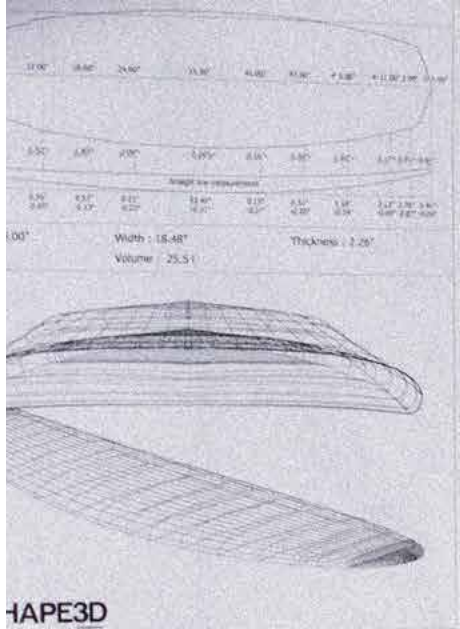
RIDEENGINE











HAPE3D

### FOIL PROGRAM

For years, we've watched pelicans skim the surf. They glide effortlessly along the water, riding the updraft of waves for hundreds of yards down the Santa Cruz shoreline. We've watched in envy as they ride waves we could never catch, gliding over the water with an ease we can only dream about. That is, until now...



## FUTURA FOIL (#38020002)

Ride Engine was created out of a desire to help people connect with the ocean in meaningful ways. We see foiling as an obvious progression towards that mission. So, when we had the opportunity to collaborate and license technology from the leaders of the foil revolution; Slingshot Sports, we didn't hesitate.

The Futura Foil is modeled around Slingshot's industry leading Hover Glide foil platform. It's a medium lift, medium speed design, ideal for paddling in on waist high waves.

### PERFORMANCE

The Futura foil excels at down-the-line, bottom to top waves, or any bump with real structure. It features flat, medium-lift, front and rear wing stabilizers. Designed for early takeoff and relatively fast foiling speeds. Quick and responsive turning once you're up and riding.

Fast top-end speeds are important to progress through the beginner stage. The Futura's 24-inch mast length is just right for surfing. It has plenty of vertical to tap into the energy of a wave, making it optimal for carving. And, short enough to reduce the severity of crashes and prevent you from running aground.

### HIGHLIGHTS

- FLAT WING DESIGNED FOR SURF AND SUP
- PRECISION SANDED. VIBRATION, NOISE, AND BUZZ FREE
- ESCAPE CROWDS. SURF NEW SWELL. RIDE THE UN-RIDEABLE.
- STURDY FORGED CARBON WINGS AND ALUMINUM MAST
- STANDARD FOUR-HOLE PEDESTAL COMPATIBLE WITH OTHER BRANDS
- BUY ONCE, NEVER OUTGROW IT

### PACKAGE INCLUDES:

- 15 & 24" MASTS
- FUTURA FRONT WING, REAR WING, & SHIM
- CUSTOM TRAVEL BAG
- PEDESTAL MOUNT
- FUTURA FUSELAGE
- ALL HARDWARE

TRAVEL BAG INCLUDED\*  
(#38020018)

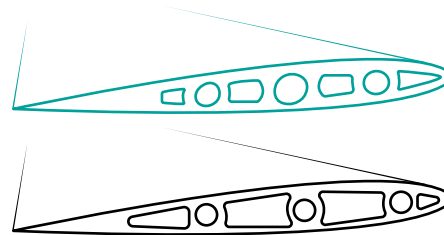


15" MAST  
(#38020021)



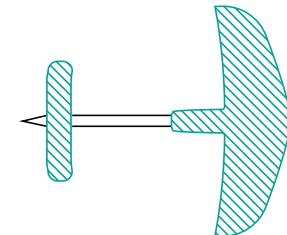
### 15" MAST HIGHLIGHTS (INCLUDED WITH FUTURA FOIL)

- KOOK PROOF YOUR LEARNING CURVE
- PROVEN SHORTMAST LEARNING SYSTEM
- REDUCES LEARNING TIME & INCREASES CONFIDENCE
- DEVELOPS PROPER TECHNIQUE AND MUSCLE MEMORY
- ELIMINATES THE NEED TO BUY A BEGINNER FOIL
- LEARN FOOTWORK AND FOOT PRESSURE FASTER AND SAFER
- COMPATIBLE WITH FOIL-ACADEMY.COM ONLINE CLASSES



### AIRCRAFT GRADE ALUMINUM

6061-T6 ALUMINUM - ABOUT TWICE THE THICKNESS AND STRENGTH OTHER FOIL BRANDS ARE USING.



### FORGED CARBON WINGS

STURDY CARBON AT LESS COST AND MORE DURABILITY THAN TRADITIONAL WOVEN SHEET CARBON.



## FUTURA ACCESSORIES



**ARC WING**  
#38020020

A LARGER WINGSPAN AND MORE ARC THAN THE STOCK FUTURA WING SLOWS DOWN AND CARVES WIDER IN THE TURNS. THIS IS A GREAT CHOICE FOR BIGGER HEAD HIGH WAVES WHERE CONTROLLING AND DUMPING SPEED WILL BE IMPORTANT TO ENHANCE CONTROL.



**TUTTLE ADAPTER**  
#38020016

INTEGRATED TUTTLE BASE DESIGNED FOR TUTTLE BOX CONNECTION. PROVIDES MAXIMUM STRENGTH AND ELIMINATION OF MOVEMENT.




**M6 BOLT ADAPTER**  
#38020022

ALLOWS FOR USE OF 6MM SCREWS.



**BAT WING**  
#38020019

SHAPED LIKE A MANTA RAY, THIS DISTINCTIVE WING IS DESIGNED FOR VERSATILITY. THINK OF IT AS THE SWISS ARMY KNIFE OF WINGS, IT DOES IT ALL ONCE YOU KNOW HOW TO FOIL.



**TRACK BOX**  
#38020017

ARE YOU A SHAPER? DO YOU ONLY TRUST YOUR SHAPER? THEN THE TRACK BOX IS AN INVALUABLE TOOL FOR YOUR FOILING FUTURE. THIS VITALE PIECE WILL ALLOW YOU TO COLLABORATE ON THE FUTURE OF FOIL SURFING AND BOARD SHAPES.
















## ACCESSORIES



APPAREL



**HAVELKA TEE**

-PREMIUM CUT & SEW CONSTRUCTION  
-100% PREMIUM ORGANIC PERUVIAN COTTON

#37301



**BOB LEE TEE**

-PREMIUM CUT & SEW CONSTRUCTION  
-100% PREMIUM ORGANIC PERUVIAN COTTON

#37304



**HARLO RAGLAN**

-PREMIUM CUT & SEW CONSTRUCTION  
-100% PREMIUM ORGANIC PERUVIAN COTTON

#37302



**THE WALL TEE**

-PREMIUM CUT & SEW CONSTRUCTION  
-100% PREMIUM ORGANIC PERUVIAN COTTON

#37303



**TATE LONGSLEEVE**

-PREMIUM CUT & SEW CONSTRUCTION  
-100% PREMIUM ORGANIC PERUVIAN COTTON

#37305



**LIEUTENANT POCKET TEE**

-PREMIUM FIT AND COMFORT

#36304





**DISTRICT HOODIE**

- PREMIUM ZIP UP CONSTRUCTION
- EMBROIDERED "RE CIRCLE LOGO"

#36307



**PABLO HAT**

#37307



## ACCESSORIES



### CHANGING MAT

- KEEPS YOUR WETSUIT CLEAN/PROTECTED
- KEEPS YOUR VEHICLE CLEAN, DRY AND SAND FREE
- DRAWS CLOSED TO CONTAIN WET GEAR
- MADE FROM RUGGED POLYESTER

SKU #36410018



### JEDI ROBE

- ONE SIZE FITS ALL
- COMFORTABLE FOR LOUNGING
- HOOD BLOCKS WIND AND SUN
- KNEE LENGTH PULLOVER KEEPS YOU COVERED

SKU #36410019



### ROOF RACK PADS

- 71CM SIZE, FITS MOST LARGE FLAT OR WING RACKS
- ALLOWS FOR TIGHT, SECURE MOUNTING
- A NECESSITY FOR ANY ROAD TRIP
- MADE FROM RUGGED 420D POLYESTER

SKU #36410020



### ROOF RACK STRAPS

- MULTI-PURPOSE STRAPS - 16 FOOT LENGTH (4.9M)
- CAMS HOLD TIGHT, WON'T LOOSEN OVER TIME
- PADDED BUCKLE PREVENTS DENTS AND SCRATCHES
- CARRYING CASE UNINCLUDED

SKU #36410021



### SURF TRACTION PAD

- 12MM ARCH, 32MM TAIL
- HIGH DENSITY EVA FOAM
- SHAPE FAVORS AGGRESSIVE GRIP AND RIDING
- EASY PEEL AND STICK APPLICATION

SKU #36410022



### KITE KNIFE

- FOR WHEN IT REALLY HITS THE FAN

SKU #36900002





RIDEENGINE



RIDEENGINE

